

### Features

- 33-inch minimum base cabinet width for top-mount installation.
- 36-inch minimum base cabinet width for undermount installation.
- Double-equal bowls.
- 9" depth provides generous workspace.
- No faucet holes.
- Smart Divide® features a lower bowl divider that increases workspace and versatility.

### Material

- KOHLER® enameled cast iron.

### Installation

- Top-mount or undermount.

### Recommended Products/Accessories

- K-8801 Sink Strainer
- K-8799 Sink Strainer
- K-23726 Drain treatment
- K-23725 Cast iron cleaner

### Optional Products/Accessories

- K-8339 Sink Rack
- K-11352 Disposal Flange with Stopper
- K-9000 P-Trap
- 1411886 Undermount kit 23 in.



### Codes/Standards



















ASME A112.19.1/CSA B45.2

### KOHLER® Enameled Cast Iron Kitchen Sink Lifetime Limited Warranty

See website for detailed warranty information.

### Available Colors/Finishes

*Color tiles intended for reference only.*

Color	Code	Description
	0	White
	FF	Sea Salt™
	96	Biscuit
	47	Almond
	FD	Cane Sugar™
	NY	Dune
	95	Ice™ Grey
	G9	Sandbar
	33	Mexican Sand™
	K4	Cashmere
	FT	Basalt
	58	Thunder™ Grey
	20	Suede
	KA	Black 'n Tan
	FP	Caviar
	7	Black Black™
	GRL	Grey Lavender
	DGB	Indigo Blue